

An elementary study of roots and exponents; and a Computer Based Math mechanical contrivance to construct rotation roots on a spinning central force field.

ALEXANDER; CEO SAND BOX GEOMETRY LLC

If we want to learn how to construct mechanical energy curves of central force fields, it is necessary to learn the shaping phenomena of exponents in square space and curved space

Constructing Roots on a Central Force Magnitude

April 7
2019

Gauss's fundamental theorem of algebra, simply stated, declares that a polynomial when zeroed out, will have a number of solutions determined by highest degree exponent. I construct a parametric geometry abscissa definition for 1st Quadrant root(s) of a specific central force magnitude. Then I provide two curved space solution curves to intercept abscissa definition of roots. The first place I need visit as a starting comparative of square space math, curved space math, discovery and Computer Based construction of roots of a Central Force Magnitude, has to be exponents and how they shape the space curves we live with.

Curves and lines
of numbers and
their exponents

Index

- **CSDA**: a parametric geometry curved space analytic tool. Page 4

For Chickasaw February 15 presentation.

- Roots of Magnitude: inversed exponents. Page 7
- Even indices; odd indices. Page 11
- Connection principal between curved space and square space. Page 13-14
- Curved space analytics of even indices. Page 15
- Curved space analytics of odd indices. Page 19
- Transcendental indices. Page 22
- Centrist philosophy on degree and roots of central force spin/rotation space. Page 31

Monograph 34 pages, 4800 words with *Mathematica*.

Using computer math (GeoGebra) to construct number line integer roots,

Sand Box Geometry

Saturday, February 15, 2020: 10:15AM - 12:00PM

Chickasaw Branch - Chickasaw - Meeting Room 2

Approved

Total cost for room \$17.50 (paid)

All my roots of magnitude constructions begin with Euclid's perpendicular divisor.

PowerPoint Informative (parametric upgrade for EUCLID'S \perp divisor).
2013 MATHFEST, HARTFORD CONNECTICUT

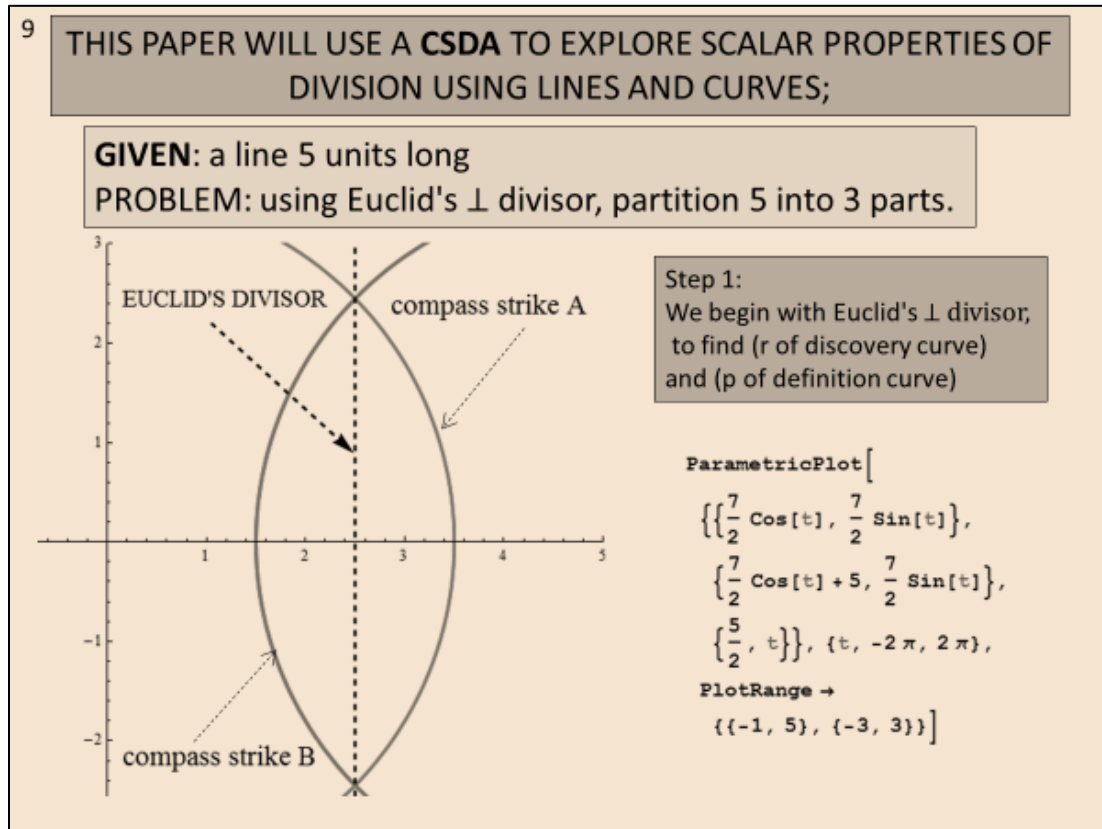


Figure 1; utility of Euclid's Perpendicular Divisor: Step 1; set a compass greater than half considered magnitude. Step 2; set compass point on magnitude ends and strike arc (A) and (B). Step 3; use straight edge connection of arc intercepts to find midpoint of any magnitude.

We can now use computer based parametric geometry to construct $(\sqrt{2})$. After which I will post methods to construct roots of any magnitude.

I use basic computer technology to find and mark the place in/on the space defined by our linear number line with a root abscissa ID; then construct curved space intercept, confirming agreement between square space math abscissa ID and curved space math root solution curves.

Sand Box Geometry construction ($\sqrt[2]{2}$) or ($2^{\frac{1}{2}}$).

```
ParametricPlot[{{Cos[t], Sin[t]}, {t,  $\frac{t^2}{-4(1)} + 1$ }, { $\sqrt{2}$ , t}, {t,  $\frac{t^2}{-2} + \frac{2}{2}$ },
{t,  $\frac{t^2}{+2} - \frac{2}{2}$ }}, {t, - $\pi$ ,  $\pi$ }, PlotRange -> {{-3, 3}, { $-\frac{3}{2}$ ,  $\frac{3}{2}$ }}
```

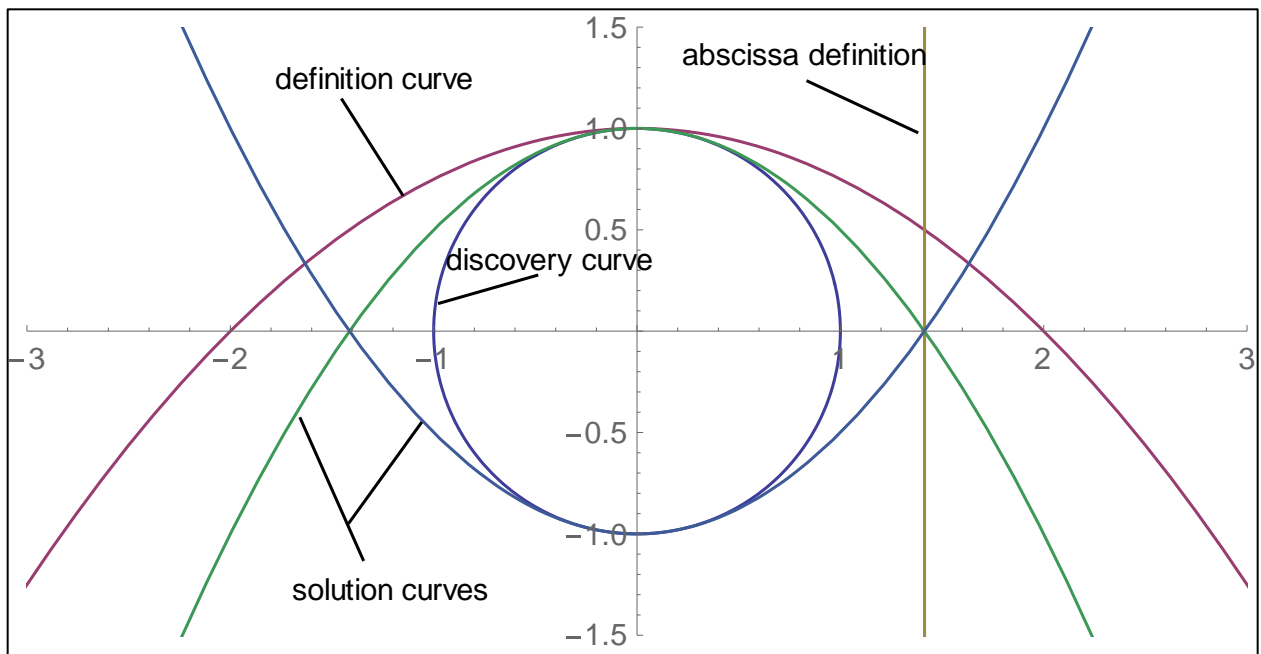


Figure 2: Curved Space Construction for $\sqrt{2}$. Abscissa definition is $\sqrt{2}$. Both solution curves intercept $\sqrt{2}$.

I call the unit circle and unit parabola a unit moniker, because the curves are constructed using a pre-determined unit of square space: (Euclid's magnitude/2).

Curved space construction of ($\sqrt[4]{2}$); to see the changing shape of **even** indices solution curves.

```
ParametricPlot[{{Cos[t], Sin[t]}, {t,  $\frac{t^2}{-4(1)}$  + 1}, { $\sqrt[4]{2}$ , t}, {t,  $\frac{t^4}{-2} + \frac{2}{2}$ },
{t,  $\frac{t^4}{+2} - \frac{2}{2}$ }}, {t, - $\pi$ ,  $\pi$ }, PlotRange -> {{-3, 3}, { $\frac{-3}{2}$ ,  $\frac{3}{2}$ }}
```

We see that even indices solution curves are parabolic shaped.

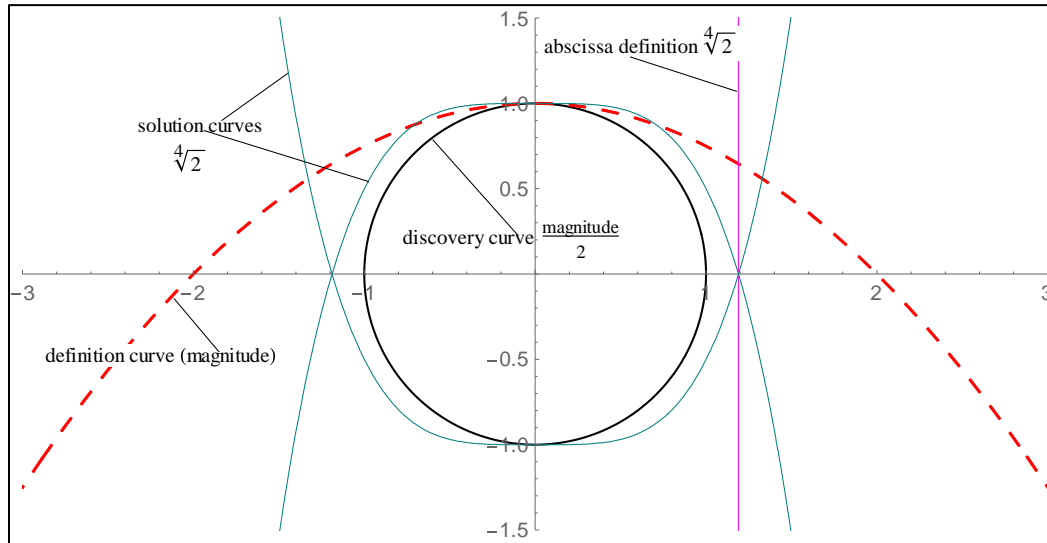


Figure 3: Curved Space Construction for $\sqrt[4]{2}$.

These are the methods to construct root of magnitude.

- Divide the considered magnitude by (2) to find the discovery radius. With the discovery radius construct a dependent parabola definition curve for magnitude.
- Independent (DISCOVERY) curve parametric description:

$$\left(\frac{magnitude}{2} \cos [t], \frac{magnitude}{2} \sin [t]\right).$$
- Dependent (DEFINITION) curve parametric description: $\left(t, \frac{t^2}{-4(p)} + r\right)$,
 where $(p) = (r: \frac{magnitude}{2})$ of discovery circle.
- Solution curves for roots of magnitude:

$$\{t, (t^{desiredrootindice / \mp 2} \pm (magnitude/2))\}$$

Curved space construction of $(\sqrt[3]{8})$; to see the changing shape of solution curves

```

ParametricPlot[{{8/2 Cos[t], 8/2 Sin[t]}, {t, t^2/(-4(8/2)) + 8/2}, {t, t^3/(-2) + 8/2},
{t, t^3/2 - 8/2}, {3√8, t}}, {t, -3π, 3π}, PlotRange -> {{-4,9}, {-6,6}},

```

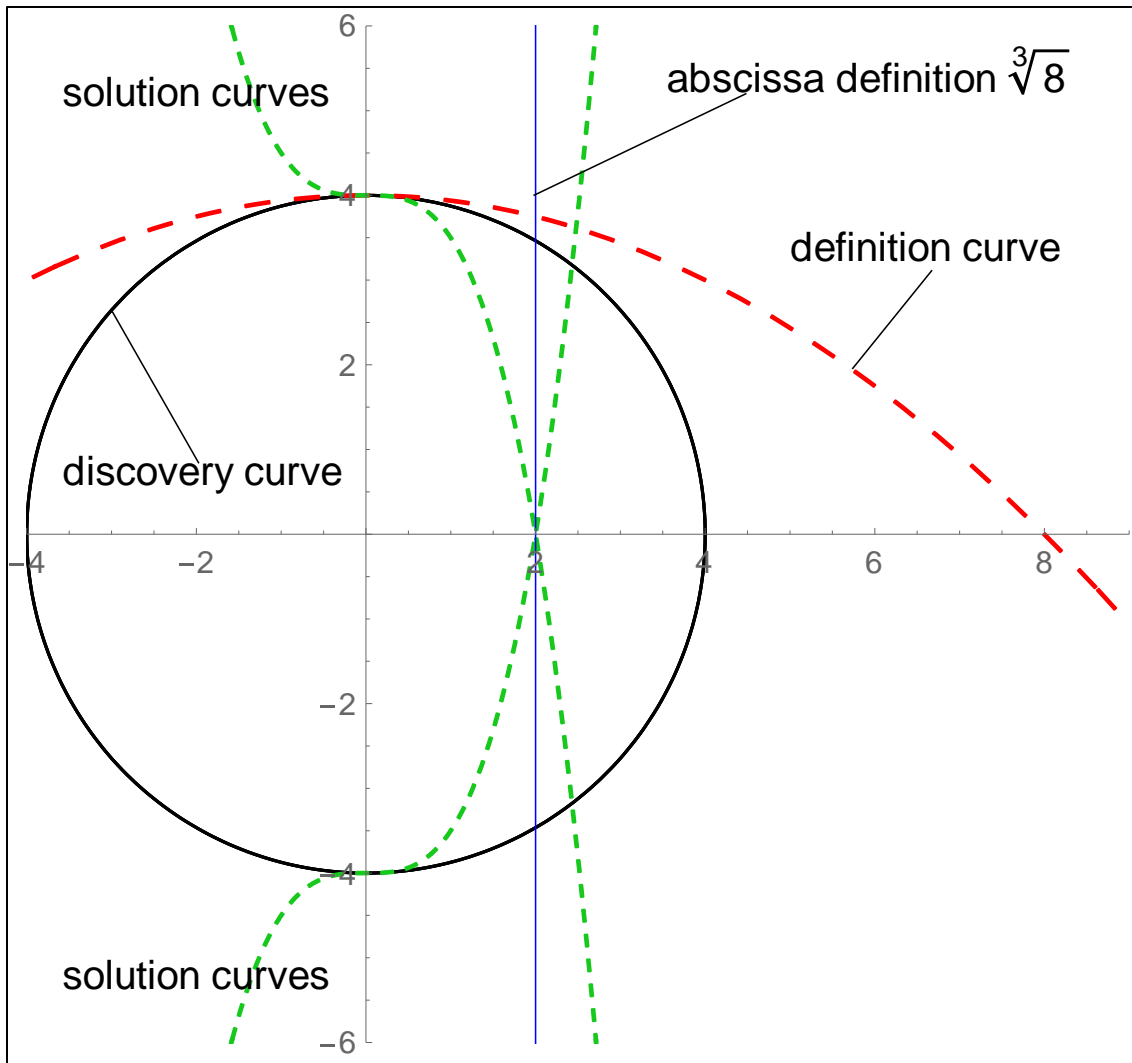


Figure 4: Curved Space Construction for $\sqrt[3]{8}$.

Curved space construction of ($\sqrt[5]{3}$); to see the changing shape of odd indices solution curves.

```

ParametricPlot[{{3/2 Cos[t], 3/2 Sin[t]}, {t, t^2/(-4(3/2)) + 3/2}, {t, t^5/(-2) + 3/2}, {t, t^5/2 - 3/2},
{sqrt[5]{3}, t}}, {t, -3pi, 3pi}, PlotRange -> {{-4, 4}, {-2, 2}}, AxesOrigin -> {0, 0}]
    
```

Note: solution curves always pass through independent ($\frac{\pi}{2}$; 90° ; N) & ($\frac{3\pi}{2}$; 270° ; S) spin vertex of **CSDA** parametric geometry construction with flatline (zero slope). Square space math zero's a polynomial to find roots, curved space

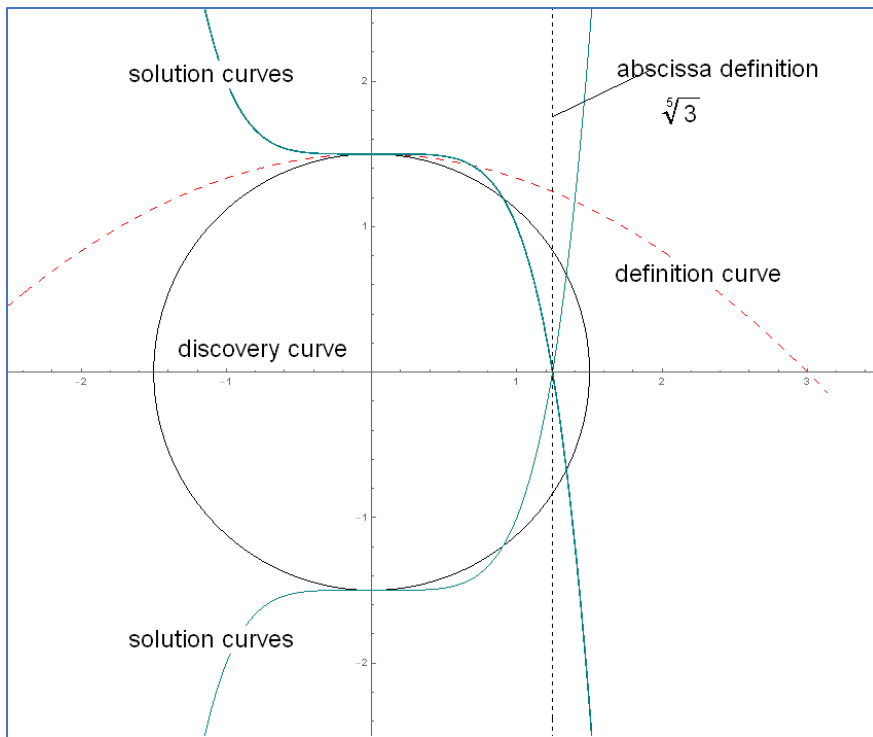


Figure 5: Curved Space Construction for $\sqrt[5]{3}$.

zeroes slope. The spin angles of a **CSDA** sphere are vertices N & S . N is ($\pi/2$), and S is ($\frac{3\pi}{2}$).

Rotation diameter end points also have definition. Rotation diameter of a **CSDA** is found as chord of the dependent parabola curve. Its parametric geometry name is the system Latus Rectum parabola chord with ends E & W . W is (π ;

180°) and E is (0° or 2π ; 360°).

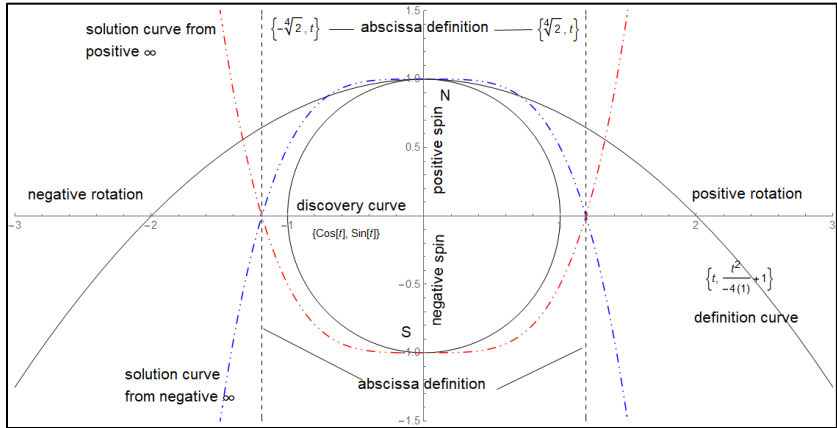
These four radian angles are the only radian description used by the Sandbox.

Spin: **N**: ($\pi/2 = 90^\circ$); **S**: ($\frac{3\pi}{2} = 270^\circ$). Rotation: **W**: ($\pi = 180^\circ$); **E**: (0° or 2π ; 360°).

EVEN INDICES $\sqrt[4]{2}$

```

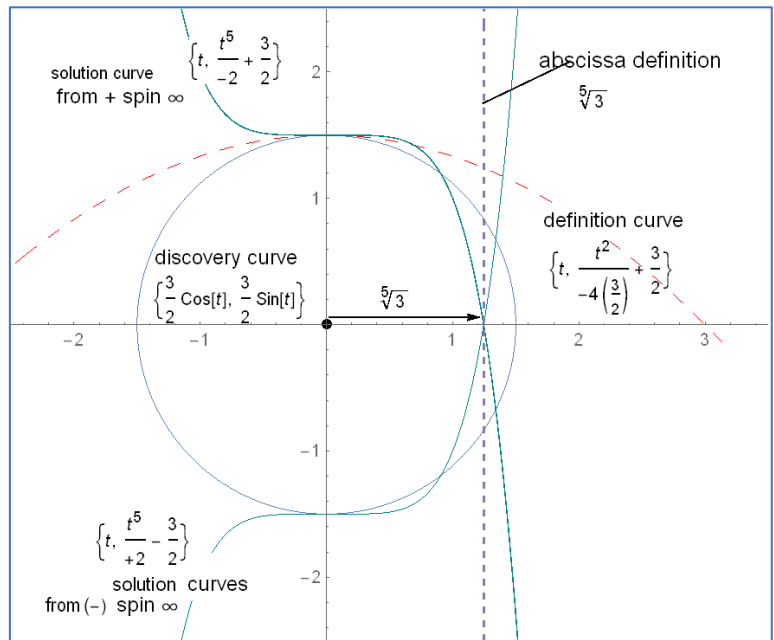
ParametricPlot[{{Cos[t], Sin[t]}, {t,  $\frac{t^2}{-4(1)} + 1$ }, { $\sqrt[4]{2}, t$ }, { $-\sqrt[4]{2}, t$ }, {t,  $\frac{t^4}{-2} + \frac{2}{2}$ },
{t,  $\frac{t^4}{+2} - \frac{2}{2}$ }}, {t, - $\pi$ ,  $\pi$ }, PlotRange -> {{-3, 3}, { $-\frac{3}{2}, \frac{3}{2}$ }}]
    
```



even indices seem to favor two root abscissa ID. One on negative side of discovery curve and one on the positive side.

Figure 6: CSDA curved space construction of even indices for roots of magnitudes.

ODD INDICES: seem to favor root abscissa ID on the positive side of discovery



spin.

on signing CSDA spin-rotation space:

Positive (y) is positive side of rotation.

Negative (y) is negative side of rotation.

Negative (x) is negative side of spin.

Positive (x) is positive side of spin.

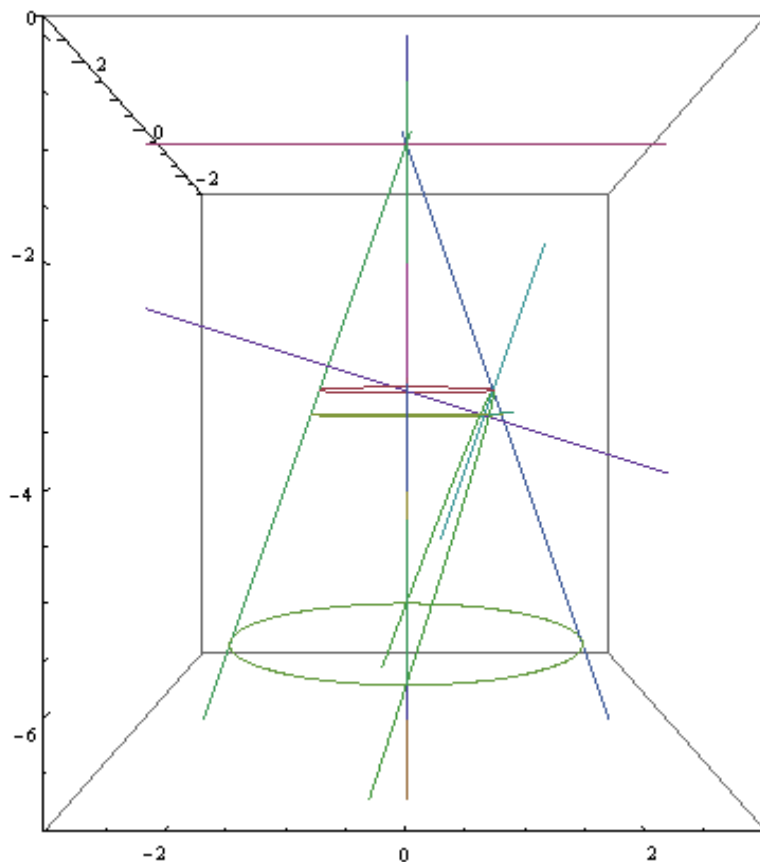
Figure 7: CSDA construction defining shape of odd indices.

COPYRIGHT ORIGINAL GEOMETRY BY

Sand Box Geometry LLC, a company dedicated to utility of Ancient Greek Geometry in pursuing exploration and discovery of Central Force Field Curves.

Using computer parametric geometry code to construct the focus of an Apollonian parabola section within a right cone.

“It is remarkable that the directrix does not appear at all in Apollonius great treatise on conics.



The focal properties of the central conics are given by Apollonius, but the foci are obtained in a different way, without any reference to the directrix; the focus of the parabola does not appear at all... Sir Thomas Heath: “A HISTORY OF GREEK MATHEMATICS” page 119, book II.

Utility of a Unit Circle and Construct Function Unit Parabola may not be used without written permission of my publishing company

Sand Box Geometry LLC Alexander; CEO and copyright owner.
alexander@sandboxgeometry.com

The computer is my sandbox, the unit circle my compass, and the focal radius of the unit parabola my straight edge.

ALXANDΣR; CEO SAND BOX GEOMETRY LLC

The square space hypotenuse of Pythagoras is the secant connecting $(\pi/2)$ spin radius $(0, 1)$ with accretion point $(2, 0)$. I will use the curved space hypotenuse, also connecting spin radius $(\pi/2)$ with accretion point $(2, 0)$, to analyze g-field energy curves when we explore changing acceleration phenomena.

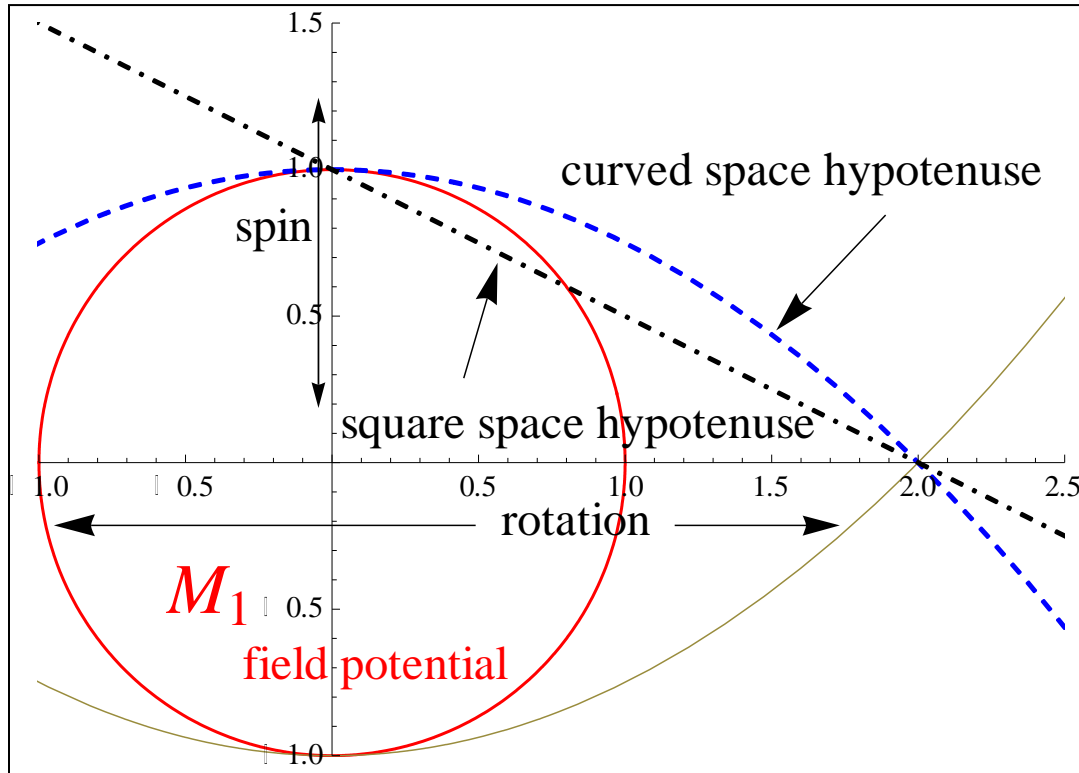


Figure 8: CSDA demonstration of a curved space hypotenuse and a square space hypotenuse together.

We have two curved space hypotenuses because the gravity field is a symmetrical central force, and will have an energy curve at the **N** pole and one at the **S** pole of spin; just as a bar magnet. When exploring changing acceleration energy curves of M_2 orbits, we will use the N curve as our planet group approaches high energy perihelion on the north time/energy curve.

ALEXANDER